


100355

Logic Diagram

Operating Mode Table



Absolute Maximum Ratings (Note 2)

If Military/Aerospace specified devices are required,
please contact the National Semiconductor Sales Office/


**Military Version
AC Electrical Characteristics**

Test Circuit


Switching Waveforms

Switching Waveforms

Physical Dimensions inches (millimeters) unless otherwise noted



24-Lead Ceramic Dual-In-Line Package (D)
NS Package Number J24E



24-Lead Ceramic Flatpak (F)
NS Package Number W24C

LIFE SUPPORT POLICY

NATIONAL'S PRODUCTS ARE NOT AUTHORIZED FOR USE AS CRITICAL COMPONENTS IN LIFE SUPPORT DEVICES OR SYSTEMS WITHOUT THE EXPRESS WRITTEN APPROVAL OF THE PRESIDENT OF NATIONAL SEMICONDUCTOR CORPORATION. As used herein:

1. Life support devices or systems are devices or sys-