




## Connection Diagrams

## Functional Description

The 'AC/ACT574 consists of eight edge-triggered flip-flops

## Logic Diagram



DS100256-5

**Absolute Maximum Ratings** (Note 1)

If Military/Aerospace specified devices are required,  
please contact the National Semiconductor Sales Office/

## DC Characteristics for 'AC Family Devices

## **AC Electrical Characteristics for 'AC Family Devices**


---

**AC Electrical Characteristics for 'ACT Family Devices**


## **Physical Dimensions**



**Physical Dimensions** inches (millimeters) unless otherwise noted (Continued)



**20 Lead Ceramic Dual-In-Line Package (D)**  
NS Package Number J20A



**20 Lead Ceramic Flatpak (F)**  
NS Package Number W20A

**LIFE SUPPORT POLICY**

NATIONAL'S PRODUCTS ARE NOT AUTHORIZED FOR USE AS CRITICAL COMPONENTS IN LIFE SUPPORT DEVICES OR SYSTEMS WITHOUT THE EXPRESS WRITTEN APPROVAL OF THE PRESIDENT OF NATIONAL SEMICONDUCTOR CORPORATION. As used herein:

1. Life support devices or systems are devices or sys-